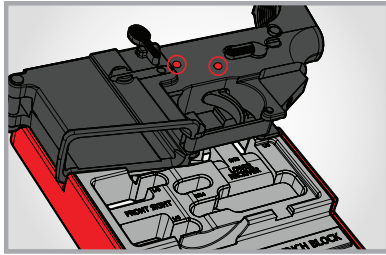
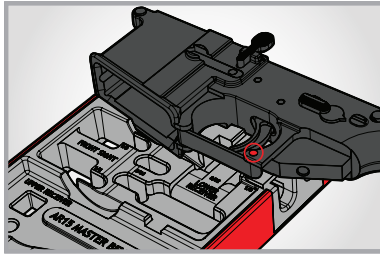


THE AR15 BENCH BLOCK®

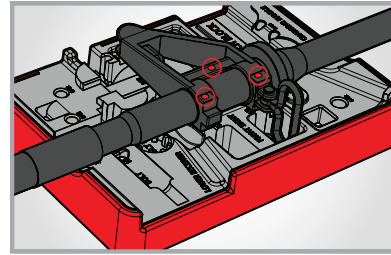
HOLDS 5 KEY GUN PARTS TO EASILY REMOVE & INSTALL PINS



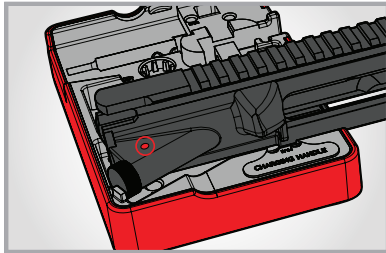
Remove trigger assembly by knocking out two 5/32" pins.



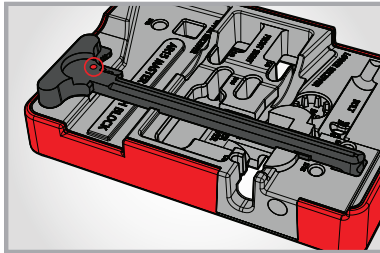
Lay receiver on right side to remove 1/8" trigger guard pin.



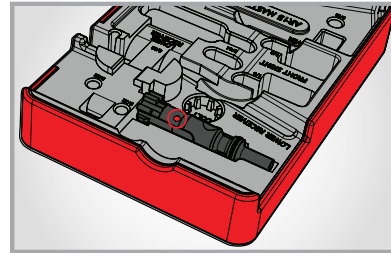
The standard A2 gas block has three removable pins: two 1/8" pins and one 5/64" roll pin.



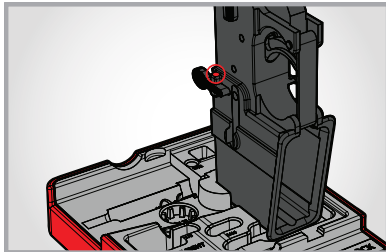
Holds upper and depresses forward assist to simplify removing 3/32" forward assist pin.



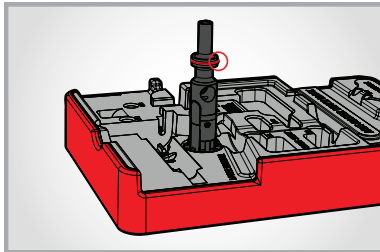
Standard charging handles have one 5/64" pin. Custom charging handles can have multiple pins.



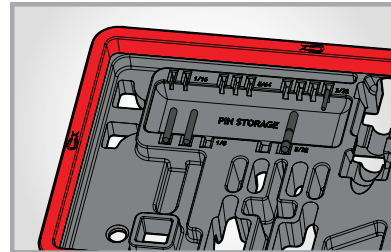
Bolt extractors have a 3/32" solid pin that can be removed by placing the bolt on its side as shown.



Holds lower in vertical position to remove 3/32" bolt catch roll pin.




Place the bolt in the vertical position to install the three gas rings.

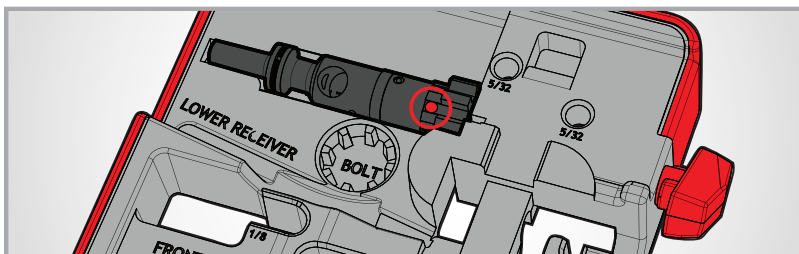


Securely stores up to 14 of the most commonly lost pins.

PLUS:



T-handle compresses ejector to easily remove ejector pin



T-Handle acts as third hand to compress ejector for easy ejector pin removal.

⚠ WARNING: This product can expose you to chemicals including 4,4'-Methylenedianiline, which is known to the state of California to cause cancer and birth defects or reproductive harm. For more information, go to www.P65Warnings.ca.gov.



5480 NATHAN LANE NORTH, SUITE 120
MINNEAPOLIS, MN 55442 800.286.0567
info@realavid.com | RealAvid.com
© 2020 REVO BRAND GROUP, LLC.

